



FEATURES:

- Reversible 5mm toughened glass front door with small round lock.
- Welded frame, strong and stable structure.
- Standing or wall mount installation, 4pcs feet available when standing
- Removable side panels, easy open to operate.
- Side locks are optional for security.
- Easy and quick installation & maintenance.
- Cable entries on top and bottom for cable entering.

SPECIFICATIONS:

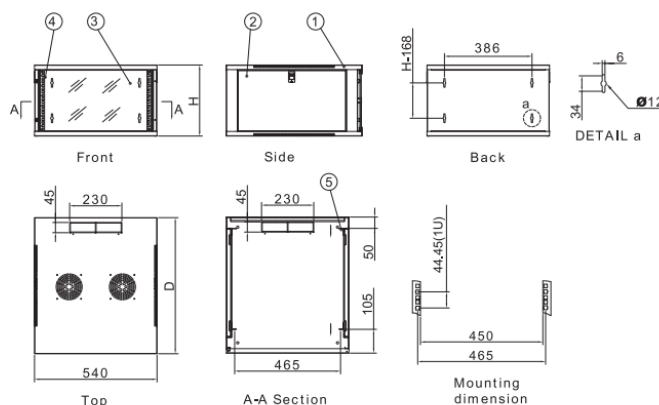
- Material: SPCC cold rolled steel
- Thickness: Mounting rails: 1.5mm; others: 1.0mm
- Surface: Epoxy powder coated
- Protection class: IP20



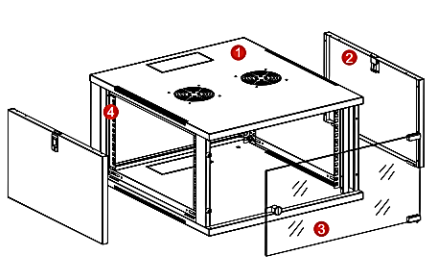
Installation Hole On Back



Side panel



Capacity	Width (mm)	Depth (mm)	Height(mm)
BMWE6U	540	450	310
BMWE9U	540	450	445
BMWE12U	540	450	710
BMWE18U	540	450	850



STRUCTURE:

- 1, Frame
- 2, Side panel
- 3, Toughened glass front door
- 4, Mounting profile

APPLICATIONS

FTTH access network / Telecommunication Networks / CATV Networks / Data communications Networks / Local Area Networks



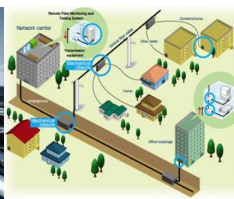
STREET



HOSPITAL



INDUSTRIES



FTTH



OTHERS